



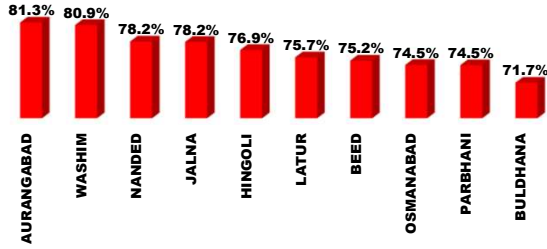
महाआवास अभियान २०२३-२४

दैनिक प्रगती अहवाल : १०.१२.२०२३

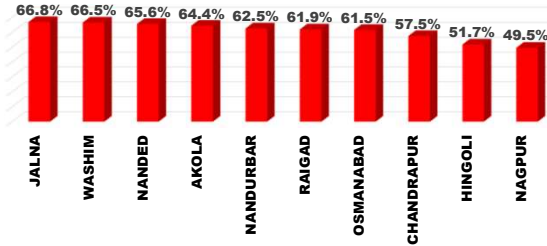
प्रधानमंत्री आवास योजना ग्रामीण – मंजूरी, पूर्ण घरकुले, हप्ते वितरण, भूमिहीन, आर्थिकदृष्ट्या अपूर्ण
राज्य पुरस्कृत ग्रामीण आवास योजना – मंजूरी, पूर्ण घरकुले, हप्ते वितरण, आर्थिकदृष्ट्या अपूर्ण

योजना	एकूण मंजूरी	दैनिक मंजूरी	एकूण पूर्ण	दैनिक पूर्ण घरकुले	दैनिक पहिला हप्ता वितरीत	दैनिक दुसरा हप्ता वितरीत	दैनिक तिसरा हप्ता वितरीत
प्रधानमंत्री आवास योजना ग्रामीण	१३८०५५७	०	१२००९२१	६५५	२३	१४०	२२०
राज्य योजना	६५००९९	७०३	४६१२६७	५४२	४१८	४३३	२२९
एकूण	२०३०६५६	७०३	१६६२१८८	११९७	४४१	५७३	४४९

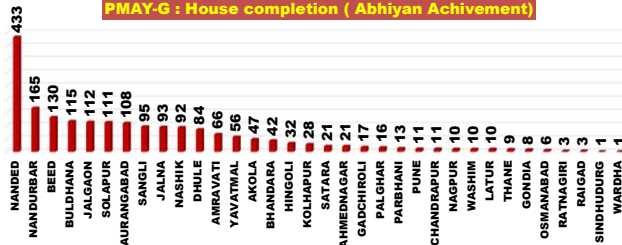
PMAY-G Completion Bottom 10 Dist.



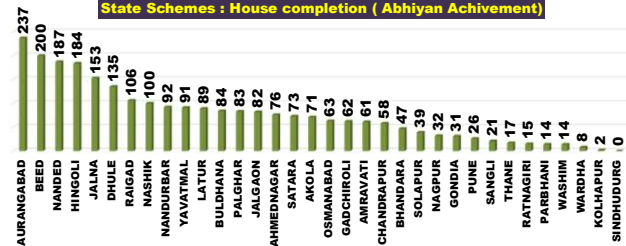
State Schemes Completion Bottom 10 Dist.



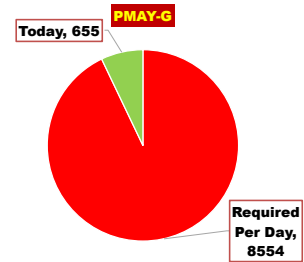
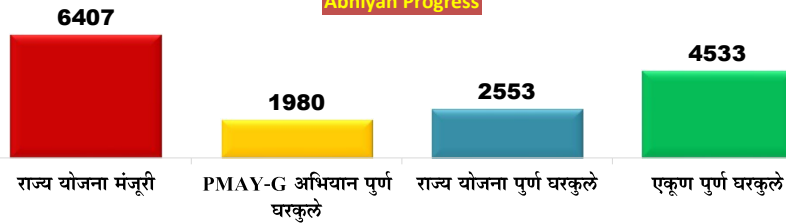
PMAY-G : House completion (Abhiyan Achievement)



State Schemes : House completion (Abhiyan Achievement)



Abhiyan Progress



राज्य व्यवस्थापन कक्ष- ग्रामीण गृहनिर्माण


४ था मजला, दक्षिण कक्ष, सिडको भवन, सीबीडी बेलगापुर, नवी मुंबई - ४०० ६१४.

प्रधानमंत्री आवास योजना - ग्रामीण : भूमिहीन लाभार्थी अहवाल

Sr. No.	District	Google Sheet Report			AwaasSoft Report			
		Total Landless	Provided land	Remaining	Landless beneficiaries tagged in AwaasSoft	Landless beneficiaries provided land	Remaining Landless	Remaining Tag (provided land)
1	DHULE	18	18	0	21	21	0	-3
2	GADCHIROLI	9	9	0	9	9	0	0
3	GONDIA	2450	2450	0	2452	2324	128	126
4	KOLHAPUR	257	257	0	244	228	16	29
5	NANDURBAR	0	0	0	0	0	0	0
6	PALGHAR	11	11	0	11	11	0	0
7	RAIGAD	6	6	0	6	6	0	0
8	RATNAGIRI	23	23	0	23	23	0	0
9	SINDHUDURG	420	420	0	414	414	0	6
10	THANE	90	81	9	110	60	50	21
11	SATARA	787	770	17	789	708	81	62
12	NANDED	354	322	32	361	263	98	59
13	SANGLI	281	210	71	275	133	142	77
14	BEED	212	125	87	354	66	288	59
15	WARDHA	2070	1918	152	2198	1911	287	7
16	NASHIK	1680	1513	167	1708	1458	250	55
17	PARBHANI	307	63	244	280	77	203	-14
18	PUNE	2056	1681	375	2046	866	1180	815
19	AKOLA	5862	5474	388	5761	5382	379	92
20	BHANDARA	4811	4419	392	4810	4501	309	-82
21	JALGAON	21627	21225	402	22199	20600	1599	625
22	CHANDRAPUR	2375	1946	429	2263	1795	468	151
23	NAGPUR	4354	3877	477	4329	3573	756	304
24	WASHIM	2448	1845	603	2521	1477	1044	368
25	YAVATMAL	2787	2066	721	2849	2032	817	34
26	HINGOLI	1713	796	917	1692	466	1226	330
27	JALNA	1359	406	953	1373	85	1288	321
28	LATUR	2178	1194	984	2126	808	1318	386
29	OSMANABAD	2085	1074	1011	2064	102	1962	972
30	SOLAPUR	5628	4165	1463	4952	3871	1081	294
31	AURANGABAD	3266	1700	1566	3155	1805	1350	-105
32	AHMEDNAGAR	7521	5261	2260	7648	5130	2518	131
33	BULDHANA	15147	9691	5456	15476	9718	5758	-27
34	AMRAVATI	19874	13961	5913	19816	13611	6205	350
	Total	114066	88977	25089	114335	83534	30801	5674

प्रधानमंत्री आवास योजना ग्रामीण - पूर्ण घरकूले

Sr. No.	Division	Sanction	08.12.2023	10.12.2023	Daily Achivement	Remaining	Completed & verified	Remaining verified
1	AURANGABAD DIV.	233767	180949	181337	388	52430	174588	6749
2	AMRAVATI DIV.	264996	219488	219565	77	45431	212830	6735
3	NASHIK DIV.	409826	368708	368784	76	41042	351178	17606
4	NAGPUR DIV.	286641	264160	264205	45	22436	257202	7003
5	PUNE DIV.	115997	100758	100799	41	15198	97628	3171
6	KONKAN DIV.	69330	66203	66231	28	3099	64847	1384
Total		1380557	1200266	1200921	655	179636	1158273	42648



प्रधानमंत्री आवास योजना ग्रामीण - पूर्ण घरकूले

Sr. No.	District	Sanction	08.12.2023	10.12.2023	Daily Achivement	Remaining	Completed & verified	Remaining verified
1	NANDED	68506	53598	53905	307	14601	52535	1370
2	NANDURBAR	118437	108260	108312	52	10125	99206	9106
3	BULDHANA	44300	31780	31821	41	12479	30568	1253
4	SOLAPUR	44909	38106	38140	34	6769	37073	1067
5	BEED	34651	26055	26079	24	8572	24780	1299
6	CHANDRAPUR	42066	37194	37213	19	4853	36400	813
7	AKOLA	46669	41374	41392	18	5277	40700	692
8	LATUR	20160	15265	15281	16	4879	14956	325
9	AURANGABAD	36139	29368	29383	15	6756	28033	1350
10	JALNA	23958	18730	18744	14	5214	18005	739
11	THANE	9563	8975	8988	13	575	8730	258
12	NASHIK	89276	83155	83167	12	6109	80304	2863
13	PALGHAR	35171	33530	33541	11	1630	32790	751
14	YAVATMAL	63194	53845	53856	11	9338	51208	2648
15	JALGAON	77239	64548	64558	10	12681	62884	1674
16	BHANDARA	63543	57469	57476	7	6067	55292	2184
17	NAGPUR	36087	32616	32623	7	3464	31644	979
18	OSMANABAD	13738	10235	10242	7	3496	9317	925
19	AMRAVATI	91907	77137	77143	6	14764	75443	1700
20	GADCHIROLI	31578	28883	28889	6	2689	26842	2047
21	GONDIA	95715	91988	91994	6	3721	91447	547
22	PARBHANI	18719	13939	13943	4	4776	13564	379
23	KOLHAPUR	16956	14952	14955	3	2001	14719	236
24	SINDHUDURG	5063	4930	4933	3	130	4885	48
25	SANGLI	20650	18000	18002	2	2648	17437	565
26	SATARA	14346	13578	13580	2	766	13255	325
27	AHMEDNAGAR	60249	54882	54883	1	5366	54157	726
28	DHULE	64625	57863	57864	1	6761	54627	3237
29	HINGOLI	17896	13759	13760	1	4136	13398	362
30	RAIGAD	9777	9355	9356	1	421	9188	168
31	WASHIM	18926	15352	15353	1	3573	14911	442
32	PUNE	19136	16122	16122	0	3014	15144	978
33	RATNAGIRI	9756	9413	9413	0	343	9254	159
34	WARDHA	17652	16010	16010	0	1642	15577	433
Total		1380557	1200266	1200921	655	179636	1158273	42648

राज्यपुरस्कृत आवास योजना ग्रामीण - मंजूरी

Sr. No.	Division	Target	08.12.2023	10.12.2023	Daily Achivement	Sanction %	Remaining	Sanction State Rank
1	NAGPUR DIV.	164085	120687	121072	385	73.8%	43013	3
2	NASHIK DIV.	207181	128375	128522	147	62.0%	78659	5
3	AURANGABAD DIV.	273260	184508	184591	83	67.6%	88669	6
4	AMRAVATI DIV.	157836	111720	111800	80	70.8%	46036	4
5	KONKAN DIV.	44680	36045	36053	8	80.7%	8627	1
6	PUNE DIV.	79408	68061	68061	0	85.7%	11347	2
Total		926450	649396	650099	703	70.2%	276351	

Sr. No.	District	Target	08.12.2023	10.12.2023	Daily Achivement	Sanction %	Remaining	Sanction State Rank
1	WARDHA	14707	14097	14291	194	97.2%	416	3
2	NAGPUR	33291	20085	20226	141	60.8%	13065	29
3	JALGAON	34417	27379	27474	95	79.8%	6943	19
4	NANDED	34410	22546	22629	83	65.8%	11781	27
5	AHMEDNAGAR	39938	35917	35969	52	90.1%	3969	12
6	GONDIA	18712	14876	14920	44	79.7%	3792	11
7	AMRAVATI	36242	23211	23251	40	64.2%	12991	28
8	BULDHANA	28967	21080	21120	40	72.9%	7847	20
9	CHANDRAPUR	54555	37657	37663	6	69.0%	16892	31
10	RATNAGIRI	7197	6727	6732	5	93.5%	465	4
11	RAIGAD	10569	9231	9234	3	87.4%	1335	6
12	AKOLA	34781	23516	23516	0	67.6%	11265	25
13	AURANGABAD	36954	25650	25650	0	69.4%	11304	26
14	BEED	33057	26188	26188	0	79.2%	6869	18
15	BHANDARA	22211	17640	17640	0	79.4%	4571	15
16	DHULE	31476	20329	20329	0	64.6%	11147	24
17	GADCHIROLI	20609	16332	16332	0	79.2%	4277	13
18	HINGOLI	38798	23946	23946	0	61.7%	14852	30
19	JALNA	41057	21287	21287	0	51.8%	19770	32
20	KOLHAPUR	16830	14982	14982	0	89.0%	1848	7
21	LATUR	35747	26886	26886	0	75.2%	8861	21
22	NANDURBAR	51420	18474	18474	0	35.9%	32946	34
23	NASHIK	49930	26276	26276	0	52.6%	23654	33
24	OSMANABAD	24177	18996	18996	0	78.6%	5181	17
25	PALGHAR	16073	11748	11748	0	73.1%	4325	14
26	PARBHANI	29060	19009	19009	0	65.4%	10051	22
27	PUNE	17336	13960	13960	0	80.5%	3376	10
28	SANGLI	10132	9082	9082	0	89.6%	1050	5
29	SATARA	11532	11532	11532	0	100.0%	0	1
30	SINDHUDURG	2267	2110	2110	0	93.1%	157	2
31	SOLAPUR	23578	18505	18505	0	78.5%	5073	16
32	THANE	8574	6229	6229	0	72.6%	2345	8
33	WASHIM	15866	12900	12900	0	81.3%	2966	9
34	YAVATMAL	41980	31013	31013	0	73.9%	10967	23
Total		926450	649396	650099	703	70.2%	276351	

राज्यपुरस्कृत आवास योजना ग्रामीण - प्रलंबीत मंजूरी

Sr. No.	Division	रमाई आवास योजना	शबरी आवास योजना	आदीम आवास योजना	पारधी आवास योजना	य.च.मु.व योजना	पुण्यश्लोक अहिल्यादेवी होळकर धरकूल योजना	एकूण
1	KONKAN DIV.	1428	7149	25	3	22	0	8627
2	PUNE DIV.	8419	2789	4	55	20	60	11347
3	NAGPUR DIV.	23169	18534	82	2	1210	16	43013
4	AMRAVATI DIV.	27138	18118	117	9	645	9	46036
5	NASHIK DIV.	19562	58983	61	18	10	25	78659
6	AURANGABAD DIV.	59749	25657	238	26	2137	862	88669
	Total	139465	131230	527	113	4044	972	276351

Sr. No.	District	रमाई आवास योजना	शबरी आवास योजना	आदीम आवास योजना	पारधी आवास योजना	य.च.मु.व योजना	पुण्यश्लोक अहिल्यादेवी होळकर धरकूल योजना	एकूण
1	SATARA	0	0	0	0	0	0	0
2	SINDHUDURG	127	14	16	0	0	0	157
3	WARDHA	75	339	2	0	0	0	416
4	RATNAGIRI	358	84	0	1	22	0	465
5	SANGLI	1008	30	0	12	0	0	1050
6	RAIGAD	523	810	0	2	0	0	1335
7	KOLHAPUR	1753	35	0	0	0	60	1848
8	THANE	321	2018	6	0	0	0	2345
9	WASHIM	2019	945	0	0	0	2	2966
10	PUNE	854	2484	4	14	20	0	3376
11	GONDIA	2853	924	0	0	0	15	3792
12	AHMEDNAGAR	1581	2388	0	0	0	0	3969
13	GADCHIROLI	1075	3176	26	0	0	0	4277
14	PALGHAR	99	4223	3	0	0	0	4325
15	BHANDARA	3064	1444	0	0	62	1	4571
16	SOLAPUR	4804	240	0	29	0	0	5073
17	OSMANABAD	3551	180	0	0	1450	0	5181
18	BEED	5565	1298	0	6	0	0	6869
19	JALGAON	2762	4154	0	2	0	25	6943
20	BULDHANA	5765	2075	0	0	0	7	7847
21	LATUR	7086	932	0	4	6	833	8861
22	PARBHANI	7687	2144	0	0	196	24	10051
23	YAVATMAL	5756	4563	117	1	530	0	10967
24	DHULE	3859	7278	0	0	10	0	11147
25	AKOLA	8715	2549	0	1	0	0	11265
26	AURANGABAD	7186	4112	0	6	0	0	11304
27	NANDED	4932	6603	238	8	0	0	11781
28	AMRAVATI	4883	7986	0	7	115	0	12991
29	NAGPUR	10916	2145	0	0	4	0	13065
30	HINGOLI	6781	8071	0	0	0	0	14852
31	CHANDRAPUR	5186	10506	54	2	1144	0	16892
32	JALNA	16961	2317	0	2	485	5	19770
33	NASHIK	10405	13182	61	6	0	0	23654
34	NANDURBAR	955	31981	0	10	0	0	32946
	Total	139465	131230	527	113	4044	972	276351

राज्यपुरस्कृत आवास योजना ग्रामीण - पूर्ण घरकूले

Sr. No.	Division	Sanction	08.12.2023	10.12.2023	Daily Achivement	Completion %	Remaining	To be Completed in Per Day till 31.03.24
1	AURANGABAD DIV.	184591	126652	126985	333	68.8%	57606	514
2	NASHIK DIV.	128522	96452	96516	64	75.1%	32006	286
3	KONKAN DIV.	36053	27365	27425	60	76.1%	8628	77
4	AMRAVATI DIV.	111800	76955	76996	41	68.9%	34804	311
5	NAGPUR DIV.	121072	78205	78236	31	64.6%	42836	382
6	PUNE DIV.	68061	55096	55109	13	81.0%	12952	116
Total		650099	460725	461267	542	71.0%	188832	1686

Sr. No.	District	Sanction	08.12.2023	10.12.2023	Daily Achivement	Completion %	Remaining	To be Completed in Per Day till 31.03.24
1	NANDED	22629	14783	14931	148	66.0%	7698	69
2	BEED	26188	18601	18663	62	71.3%	7525	67
3	AURANGABAD	25650	18601	18636	35	72.7%	7014	63
4	JALNA	21287	14224	14254	30	67.0%	7033	63
5	HINGOLI	23946	12388	12415	27	51.8%	11531	103
6	PALGHAR	11748	8932	8958	26	76.3%	2790	25
7	RAIGAD	9234	5711	5736	25	62.1%	3498	31
8	NASHIK	26276	19953	19974	21	76.0%	6302	56
9	DHULE	20329	14761	14779	18	72.7%	5550	50
10	NAGPUR	20226	9952	9968	16	49.3%	10258	92
11	JALGAON	27474	19565	19580	15	71.3%	7894	70
12	YAVATMAL	31013	20992	21006	14	67.7%	10007	89
13	LATUR	26886	21590	21603	13	80.4%	5283	47
14	OSMANABAD	18996	11687	11699	12	61.6%	7297	65
15	AKOLA	23516	15138	15148	10	64.4%	8368	75
16	NANDURBAR	18474	11554	11562	8	62.6%	6912	62
17	THANE	6229	4363	4371	8	70.2%	1858	17
18	BULDHANA	21120	15805	15812	7	74.9%	5308	47
19	PARBHANI	19009	14778	14784	6	77.8%	4225	38
20	AMRAVATI	23251	16441	16446	5	70.7%	6805	61
21	SATARA	11532	10106	10111	5	87.7%	1421	13
22	WASHIM	12900	8579	8584	5	66.5%	4316	39
23	CHANDRAPUR	37663	21638	21642	4	57.5%	16021	143
24	GADCHIROLI	16332	12282	12286	4	75.2%	4046	36
25	GONDIA	14920	11390	11394	4	76.4%	3526	31
26	BHANDARA	17640	13195	13198	3	74.8%	4442	40
27	KOLHAPUR	14982	11132	11135	3	74.3%	3847	34
28	SOLAPUR	18505	15799	15802	3	85.4%	2703	24
29	AHMEDNAGAR	35969	30619	30621	2	85.1%	5348	48
30	SANGLI	9082	7392	7394	2	81.4%	1688	15
31	RATNAGIRI	6732	6329	6330	1	94.0%	402	4
32	PUNE	13960	10667	10667	0	76.4%	3293	29
33	SINDHUDURG	2110	2030	2030	0	96.2%	80	1
34	WARDHA	14291	9748	9748	0	68.2%	4543	41
Total		650099	460725	461267	542	71.0%	188832	1686

राज्य योजना अपूर्ण घरकुले

Sr. No.	Division	रमाई आवास योजना	शबरी आवास योजना	आदीम आवास योजना	पारधी आवास योजना	व.च.मु.व योजना	पुण्यश्लोक अहिल्यादेवी होळकर घरकुल योजना	एकूण
1	KONKAN DIV.	936	7325	353	0	2	12	8628
2	PUNE DIV.	10682	1663	56	54	51	446	12952
3	NASHIK DIV.	12297	19276	25	107	135	166	32006
4	AMRAVATI DIV.	18954	11746	2045	183	1763	113	34804
5	NAGPUR DIV.	14063	22842	738	21	5151	21	42836
6	AURANGABAD DIV.	45383	9545	42	60	2261	315	57606
	Total	102315	72397	3259	425	9363	1073	188832

Sr. No.	District	रमाई आवास योजना	शबरी आवास योजना	आदीम आवास योजना	पारधी आवास योजना	व.च.मु.व योजना	पुण्यश्लोक अहिल्यादेवी होळकर घरकुल योजना	एकूण
1	SINDHUDURG	80	0	0	0	0	0	80
2	RATNAGIRI	381	15	4	0	2	0	402
3	SATARA	1373	25	0	0	23	0	1421
4	SANGLI	1678	7	0	3	0	0	1688
5	THANE	222	1484	152	0	0	0	1858
6	SOLAPUR	2619	66	0	7	11	0	2703
7	PALGHAR	62	2649	79	0	0	0	2790
8	PUNE	1640	1553	56	44	0	0	3293
9	RAIGAD	191	3177	118	0	0	12	3498
10	GONDIA	1596	1930	0	0	0	0	3526
11	KOLHAPUR	3372	12	0	0	17	446	3847
12	GADCHIROLI	1204	2584	258	0	0	0	4046
13	PARBHANI	2716	1047	0	0	236	226	4225
14	WASHIM	3147	1130	0	2	0	37	4316
15	BHANDARA	2206	1042	0	0	1173	21	4442
16	WARDHA	1890	2410	242	1	0	0	4543
17	LATUR	5108	114	0	0	61	0	5283
18	BULDHANA	4095	1120	0	17	0	76	5308
19	AHMEDNAGAR	3460	1853	0	15	20	0	5348
20	DHULE	1961	3462	0	12	115	0	5550
21	NASHIK	2255	3996	25	26	0	0	6302
22	AMRAVATI	3306	3317	0	28	154	0	6805
23	NANDURBAR	838	6074	0	0	0	0	6912
24	AURANGABAD	5849	1159	0	6	0	0	7014
25	JALNA	5053	167	0	5	1719	89	7033
26	OSMANABAD	6856	155	0	41	245	0	7297
27	BEED	7137	380	0	8	0	0	7525
28	NANDED	7261	395	42	0	0	0	7698
29	JALGAON	3783	3891	0	54	0	166	7894
30	AKOLA	6355	1987	0	26	0	0	8368
31	YAVATMAL	2051	4192	2045	110	1609	0	10007
32	NAGPUR	1927	8320	0	6	5	0	10258
33	HINGOLI	5403	6128	0	0	0	0	11531
34	CHANDRAPUR	5240	6556	238	14	3973	0	16021
	Total	102315	72397	3259	425	9363	1073	188832

प्रधानमंत्री आवास योजना ग्रामीण - हप्ते वितरण

Sr. No.	Division	1st Installment (Daily Achivement)	1st Installment Remaining	2nd Installment (Daily Achivement)	2nd Installment Remaining	3rd Installment (Daily Achivement)	3rd Installment Remaining
1	AURANGABAD DIV.	5	9862	52	38014	80	18822
2	NASHIK DIV.	2	3833	42	29643	32	16999
3	AMRAVATI DIV.	12	15052	22	24387	40	10315
4	PUNE DIV.	4	1722	16	11269	50	4500
5	KONKAN DIV.	0	107	8	2337	15	1692
6	NAGPUR DIV.	0	2535	0	16633	3	7143
	Total	23	33111	140	122283	220	59471

Sr. No.	District	1st Installment (Daily Achivement)	1st Installment Remaining	2nd Installment (Daily Achivement)	2nd Installment Remaining	3rd Installment (Daily Achivement)	3rd Installment Remaining
1	NANDED	2	983	40	14361	46	4965
2	SOLAPUR	3	852	12	5117	35	1911
3	BULDHANA	5	6547	6	4267	22	2268
4	NANDURBAR	0	286	30	6593	3	6531
5	AKOLA	3	490	6	4097	14	1511
6	AHMEDNAGAR	1	2349	4	2810	15	1709
7	AURANGABAD	2	1718	5	4013	13	1754
8	PALGHAR	0	22	7	1256	10	881
9	PARBHANI	1	277	3	3747	13	1785
10	NASHIK	1	351	1	4577	11	2637
11	SATARA	1	32	2	504	8	359
12	HINGOLI	0	1469	4	2291	6	1051
13	JALGAON	0	690	7	10586	3	3151
14	YAVATMAL	0	851	7	6352	1	2961
15	WASHIM	4	825	2	2335	0	1397
16	KOLHAPUR	0	142	1	1640	4	582
17	AMRAVATI	0	6339	1	7336	3	2178
18	RATNAGIRI	0	46	0	210	4	188
19	BHANDARA	0	414	0	4554	3	1124
20	LATUR	0	1644	0	2876	2	1318
21	PUNE	0	622	1	2024	1	772
22	RAIGAD	0	10	1	377	1	280
23	SANGLI	0	74	0	1984	2	876
24	BEED	0	1087	0	5727	0	3565
25	CHANDRAPUR	0	416	0	3560	0	1413
26	DHULE	0	157	0	5077	0	2971
27	GADCHIROLI	0	162	0	1905	0	1551
28	GONDIA	0	591	0	2789	0	1665
29	JALNA	0	1372	0	2728	0	2026
30	NAGPUR	0	715	0	2616	0	860
31	OSMANABAD	0	1312	0	2271	0	2358
32	SINDHUDURG	0	0	0	109	0	92
33	THANE	0	29	0	385	0	251
34	WARDHA	0	237	0	1209	0	530
	Total	23	33111	140	122283	220	59471

राज्यपुरस्कृत आवास योजना ग्रामीण - हप्ते वितरण

Sr. No.	Division	1st Installment (Daily Achievement)	1st Installment Remaining	2nd Installment (Daily Achievement)	2nd Installment Remaining	3rd Installment (Daily Achievement)	3rd Installment Remaining
1	AMRAVATI DIV.	166	5443	83	19418	33	5274
2	NAGPUR DIV.	151	10597	83	24005	30	4362
3	KONKAN DIV.	9	990	98	4874	45	1414
4	NASHIK DIV.	0	7922	71	12547	59	6002
5	AURANGABAD DIV.	28	10675	58	30633	43	11929
6	PUNE DIV.	64	3576	40	5577	19	1878
	Total	418	39203	433	97054	229	30859

Sr. No.	District	1st Installment (Daily Achievement)	1st Installment Remaining	2nd Installment (Daily Achievement)	2nd Installment Remaining	3rd Installment (Daily Achievement)	3rd Installment Remaining
1	CHANDRAPUR	147	2203	38	11312	15	1678
2	YAVATMAL	15	730	77	6146	26	1615
3	AKOLA	115	1778	0	5179	0	1103
4	RAIGAD	8	466	68	2180	15	563
5	PUNE	64	476	13	1586	10	467
6	HINGOLI	3	2181	33	6714	27	1730
7	PALGHAR	1	36	30	1456	28	600
8	BHANDARA	0	823	36	2296	11	412
9	NASHIK	0	1492	43	2556	3	1053
10	AHMEDNAGAR	0	1319	10	2424	24	1187
11	AMRAVATI	32	1024	2	3778	0	1020
12	SATARA	0	50	26	606	8	426
13	JALGAON	0	1898	13	3372	20	1461
14	JALNA	24	1139	0	3347	0	1510
15	NANDED	0	1942	14	4997	7	1429
16	AURANGABAD	0	1423	9	2835	9	1394
17	NAGPUR	4	4190	9	5039	4	515
18	NANDURBAR	0	3051	5	1840	12	783
19	BULDHANA	4	502	3	2140	7	924
20	RATNAGIRI	0	65	0	123	2	67
21	BEED	0	977	1	3276	0	2365
22	KOLHAPUR	0	1820	0	1609	1	232
23	LATUR	0	772	1	2514	0	1375
24	OSMANABAD	1	1586	0	4334	0	1186
25	SOLAPUR	0	531	1	1222	0	526
26	WASHIM	0	1409	1	2175	0	612
27	DHULE	0	162	0	2355	0	1518
28	GADCHIROLI	0	330	0	1888	0	977
29	GONDIA	0	1396	0	1184	0	499
30	PARBHANI	0	655	0	2616	0	940
31	SANGLI	0	699	0	554	0	227
32	SINDHUDURG	0	2	0	51	0	14
33	THANE	0	421	0	1064	0	170
34	WARDHA	0	1655	0	2286	0	281
	Total	418	39203	433	97054	229	30859

राज्य योजना: पहिला हप्ता प्रलंबीत

Sr. No.	Division	रमाई आवास योजना	शबरी आवास योजना	आदीम आवास योजना	पारधी आवास योजना	य.च.मु.व योजना	पुण्यश्लोक अहिल्यादेवी होळकर धरकुल योजना	एकूण
1	KONKAN DIV.	125	842	23	0	0	0	990
2	PUNE DIV.	3062	329	7	15	8	155	3576
3	NASHIK DIV.	2264	5603	0	5	20	30	7922
4	AMRAVATI DIV.	3496	1382	132	18	380	35	5443
5	NAGPUR DIV.	4404	5448	63	2	680	0	10597
6	AURANGABAD DIV.	7915	1991	13	21	587	148	10675
	Total	21266	15595	238	61	1675	368	39203

Sr. No.	District	रमाई आवास योजना	शबरी आवास योजना	आदीम आवास योजना	पारधी आवास योजना	य.च.मु.व योजना	पुण्यश्लोक अहिल्यादेवी होळकर धरकुल योजना	एकूण
1	SINDHUDURG	2	0	0	0	0	0	2
2	PALGHAR	2	31	3	0	0	0	36
3	SATARA	47	2	0	0	1	0	50
4	RATNAGIRI	64	1	0	0	0	0	65
5	DHULE	40	103	0	0	19	0	162
6	GADCHIROLI	138	175	17	0	0	0	330
7	THANE	22	387	12	0	0	0	421
8	RAIGAD	35	423	8	0	0	0	466
9	PUNE	140	315	7	14	0	0	476
10	BULDHANA	229	273	0	0	0	0	502
11	SOLAPUR	518	7	0	1	5	0	531
12	PARBHANI	157	229	0	0	122	147	655
13	SANGLI	695	4	0	0	0	0	699
14	YAVATMAL	4	233	132	14	347	0	730
15	LATUR	721	16	0	0	35	0	772
16	BHANDARA	666	77	0	0	80	0	823
17	BEED	855	116	0	6	0	0	977
18	AMRAVATI	608	380	0	3	33	0	1024
19	JALNA	729	90	0	1	318	1	1139
20	AHMEDNAGAR	1200	116	0	2	1	0	1319
21	GONDIA	565	831	0	0	0	0	1396
22	WASHIM	1066	308	0	0	0	35	1409
23	AURANGABAD	1110	310	0	3	0	0	1423
24	NASHIK	77	1415	0	0	0	0	1492
25	OSMANABAD	1441	22	0	11	112	0	1586
26	WARDHA	689	931	35	0	0	0	1655
27	AKOLA	1589	188	0	1	0	0	1778
28	KOLHAPUR	1662	1	0	0	2	155	1820
29	JALGAON	943	922	0	3	0	30	1898
30	NANDED	1844	85	13	0	0	0	1942
31	HINGOLI	1058	1123	0	0	0	0	2181
32	CHANDRAPUR	1103	488	11	1	600	0	2203
33	NANDURBAR	4	3047	0	0	0	0	3051
34	NAGPUR	1243	2946	0	1	0	0	4190
	Total	21266	15595	238	61	1675	368	39203

मोदी आवास घरकुल योजना

Sr. N	District Name	Target	Registered	Sanction	Remaining Sanction	1St Installment	Remaining 1St Installment
1	AHMEDNAGAR	4356	4240	3664	692	0	3664
2	WASHIM	12455	8224	978	11477	0	978
3	SATARA	1777	942	492	1285	0	492
4	NANDED	23598	322	255	23343	0	255
5	RATNAGIRI	6356	601	112	6244	0	112
6	PUNE	1521	452	12	1509	0	12
7	GADCHIROLI	6548	478	7	6541	0	7
8	AKOLA	7353	2201	0	7353	0	0
9	AMRAVATI	14178	194	0	14178	0	0
10	AURANGABAD	5812	0	0	5812	0	0
11	BEED	16041	40	0	16041	0	0
12	BHANDARA	11033	0	0	11033	0	0
13	BULDHANA	17055	86	0	17055	0	0
14	CHANDRAPUR	10874	1093	0	10874	0	0
15	DHULE	9709	0	0	9709	0	0
16	GONDIA	14429	7157	0	14429	0	0
17	HINGOLI	3354	0	0	3354	0	0
18	JALGAON	29531	3093	0	29531	0	0
19	JALNA	8496	4	0	8496	0	0
20	KOLHAPUR	2031	0	0	2031	0	0
21	LATUR	6318	3	0	6318	0	0
22	NAGPUR	6747	493	0	6747	0	0
23	NANDURBAR	2876	0	0	2876	0	0
24	NASHIK	6981	0	0	6981	0	0
25	OSMANABAD	2274	235	0	2274	0	0
26	PALGHAR	458	0	0	458	0	0
27	PARBHANI	13596	10	0	13596	0	0
28	RAIGAD	2456	89	0	2456	0	0
29	SANGLI	1958	522	0	1958	0	0
30	SINDHUDURG	1308	864	0	1308	0	0
31	SOLAPUR	11019	268	0	11019	0	0
32	THANE	2538	0	0	2538	0	0
33	WARDHA	4965	0	0	4965	0	0
34	YAVATMAL	29999	848	0	29999	0	0
	Grand Total	300000	32459	5520	294480	0	5520